

DEVELOPMENTS

September 2007 · www.memphiscameraclub.org



MCC OFFICERS

President

Barry Siegel

(901) 755-2474

Beermann@aol.com

Vice President

Ronnie Booze

(901) 789-9022

rbooze@ix.netcom.com

Treasurer

Blair Ball

(901) 624-0209

BBall2@midsouth.rr.com

Secretary

Angie Menne

(901) 757-4776

mennea@prodigy.net

Director

Brenda Silberman

(901) 754-5286

unsouthernbelle@aol.com

Director

Bob Laster

(901) 761-4058

bobresrad@yahoo.com

Competition Chairman

Dale Cox

(901) 757-0402

dale.cox@goodadvertising.com

Newsletter Designer

Ellen Cox

ellen.isaacman@goodadvertising.com

Website Designer

Mary Stubbs

Maryphotocollage@aol.com

MCC meets nearly every Thursday

1st Thursday: Competition

2nd Thursday: Digital Class

3rd Thursday: Program & Business

4th Thursday: Carl and Tom's Class
for Enthusiastic Photographers

An Ounce of Prevention

Part One – Barry Siegel

Photography is an endeavor which leaves many chances for error between the click of the shutter release and the production of the final print. In recent weeks I have been reminded of some of these, thankfully not all of them through my own personal experience. I'm only bringing these up, because many of them are preventable. I'll start with a recurring theme in my own photography, which I have written about in a previous article. Recently I ran out the house to photograph an event with Tony and Angie. I didn't make time to check all my batteries before leaving, so I made sure that I had a couple of extra sets of my rechargeable camera and flash batteries in case they were weak. Well, you can guess the ending of this story! One set of my flash batteries had about 3 flashes worth of power and the others were dead as soon as I put them in. Luckily I was close to a place where I could buy some AA alkalines. Disaster averted. I was lucky that my proprietary lithium camera battery was in better shape, with lithium batteries having a much longer shelf life than NiMH (nickel-metal hydride) batteries.

Typical rechargeable NiMH batteries will lose up to 40% of their charge within only one month. After two months, well you can forget it! If you haven't recharged your NiMH batteries in the previous two weeks before you need them, I'd suggest doing so. This is especially true for older batteries which may not have the capacity that they did when they were new. One thing I learned while preparing this article is as follows. According to one source: Alkaline batteries stored at "room temperature" will retain 90% of their power for years without refrigeration. Under normal circumstances, refrigerating or freezing alkaline batteries will extend their life by less than 5%. NiMH and Nicad batteries, start to lose power when stored for only a few days at room temperature. But they will retain a 90% charge for several months if you keep them in the freezer after they are fully charged. If you do decide to store your charged NiMH cells in the freezer or refrigerator, make sure you keep them in tightly sealed bags so they stay dry. And you should also let them return to room temperature before using them.

Well, what solutions did I find to help prevent this mishap from occurring again? Besides perhaps storing my charged NiMH AA batteries in the frig, now that I'm more cognizant that I've only got about two weeks of reliable shelf life in the AA's, I'll be more careful about charging them the night before. After all, knowledge is power! (pun intended!). In addition, I'm going to pick up some of the new hybrid batteries and stick them in my camera case. What are these you ask? Essentially these are long shelf life NiMH rechargeable batteries. Sold under the brand names Sanyo Eneloop and Uniross Hybrio these rechargeable batteries retain their charge for several months at room temperature. They are about twice as expensive, and the capacity is somewhat less than the regular NiMH cells, but I understand that the recycle time is good when used in flashes, though I'm not quite sure it's as fast as the regular NiMH cells.

Next on my list to avoid is ...shooting without film in your camera. I've done it at least a couple of times before, and nearly everybody who's used film has done so at least once. I hear you screaming: "but Barry, we're shooting digital. Only those dinosaurs like Shilesh and Tom Fox still use film!" Ah, but there's a digital equivalent, isn't there, Charlotte ;) Canon cameras come with a camera menu setting called "shoot without card." This allows you to actuate the shutter button without an installed flash card. Of course, those of you who read your instruction manual already know this ;) But for the silent majority, let me inform you that the default position of this setting is "on", thus allowing you to shoot an entire event on your imaginary 8 gigabyte card. Need I say more? Get your camera and change the setting now before you forget!

Now get out there and shoot, but remember to stop long enough to attend our first fireside chat which is on the last Wednesday of this month at the White Station Branch Library at 7 PM. I'll see you there!

Programs for 2007

Second Thursday: Digital Photography Class

Fourth Thursday: Enthusiastic Photographer Class
by Carl and Tom

Last Wednesday: Fireside Chat at White Station Branch
Library at 7 PM

**We meet in the Longinotti Auditorium behind St. Francis
Hospital ER West of Park & Ridgeway at 7:00 PM**

The Creative Eye

– Bob Laster

During the September Club competition we saw many beautiful images created by Club members. There were a number of perfect scores and many more images that were also equally outstanding. The “creative eye” of our club members continues to mature and we see examples of this creative growth each first Thursday of the month.

Is that possible? Are you born with a creative eye or can you develop it? The answer is probably a little of both. Each of us looks at life and its’ images in a different way. We grow from our experiences, both good and bad. Think back to our photo scavenger hunt in downtown Memphis (good experience). Some saw the red fire station, others the red fire station door, others the fire engine and others the fireman. We all grew by sharing each other’s vision of the same subjects.

So I think this is one method of “growing” our creativity by continually reviewing the work of others. This involves thinking about what you like and don’t like. Think about how you might shoot it differently. Remember this when you get to your next photo location. When you get out of the car, stop and take in the view. Walk around. Take your hands and “frame” various potential shots. Sit down, if you have the opportunity, and think about how you might transfer this experience into print. This is not only the technical points like ISO, shutter speed, lens, aperture and tripod (yes) but also the direction and quality of light. Also think of various angles, including high, low, right and left. Move around some more. Then start shooting. With the glory of digital we can have instant feedback regarding our initial results. Again consider composition and exposure. Don’t have tunnel vision only for your subject. Also remember the foreground

and background. Remember to “border patrol” your image. Keep shooting until you see the perfect image. Then shoot a few more in case there were motion or focus issues you didn’t notice.

Speaking of focus issues, try defocusing and shoot some more. Try moving the camera during the exposures by panning or zooming during the exposure. Try double, triple or multiple exposures. This can create an “Impressionistic” image which can be beautiful. Brenda Silberman showed two excellent examples of these techniques recently.

“Be patient and watch for the light to change, for the subject to move, or for interplay of your subject with other objects.”

Once you have created your images, get the opinion of others about your images. Keep an open mind, use their advice, and consider a re-shoot or an addition to your creative approach during your next outing. Stay enthusiastic, continue to photograph and, most of all, enjoy each photographic experience. This will help your “creative eye” to continue to grow and mature. Happy shooting.

Call for Volunteer Photographers

To all Memphis Camera Club Members
– Tom Furlotte and Craig Collier, co-chairs

This notice is being sent to remind the club members of our commitment to provide photography service for the annual Memphis-MidSouth Race for the Cure that is being held on Saturday, October 27, 2007 at the Shops Of Saddle Creek in Germantown. Some members have already signed on but, for any of you who have found that your schedule is clear, it is not too late to join us. In addition, we will need volunteers to edit the photos after the Race. Some of you may want to help with this even if your schedule conflicts with Race day.

This event has lots of photo ops for every interest. The budding photojournalists/street photographers can

hone their skills. There are kids galore just being themselves, stage performers, costumed individuals, vendors, and teams representing businesses, schools, churches, and families. There are athletes, runners, strollers, joggers and walkers. There is joy, sadness, poignancy, celebration and remembrance. Human-interest pix are everywhere.

This is an early morning event. Plan on being on-site at 6:00 am. You will want your flash to start, for sure, and even after the sun rises to help fill-in the strong shadows from the low angled light.

Memphis-MidSouth Race for the Cure is being held on Saturday, October 27, 2007 at the Shops Of Saddle Creek in Germantown

Guidelines and photo assignments will be given to all who participate at a short meeting on a date to be announced.

And this year for those who can't be at the Race, there will be a need for photo editors to spend some computer time sorting and filing the images electronically. Feel free to volunteer your time to do this if you can.

Thanks to all of you.

Pending Elections

The Nominating Committee has proposed the following slate of candidates for 2008:

President: Barry Siegel
Vice-President: Ronnie Booze
Treasurer: Blair Ball
Secretary: Angie Menne
Members-at-Large: Dale Cox and Mary Stubbs

Additional nominations can be submitted prior to the election which will be held at the November business meeting.

Check Our Website. It's Great!

www.memphiscameraclub.org

There is also additional information about dates of photo related events in the Mid South, field trips, etc at the website.

Collierville Exhibit Comes Down

– Quinn Strother

The "Winner's Circle" came down and according to the library personnel, was greatly enjoyed by its visitors.

A great big thanks should go to Ray Albonetti for the generous donation of his work to the library. It is a lovely piece and will certainly be a credit not only to him, but also to the Memphis Camera Club, as an example of the individual member's expertise and diversity.

It is always a joy to see the work of members hanging so that everyone can enjoy their artistry. Please keep this in mind when photographing and plan on submitting works for future exhibitions.

Image size and file name of winning photographs for newsletter submission

There has been a little confusion about what size to submit your images for the newsletter. Please go into PhotoShop and size your images at 300 dpi and make the longest side 4." Save this as a high resolution jpg and email it. **Please name your photo the winning name, if you don't name it the winning name, we will NOT include it in the newsletter (it is too hard to guess what the name of someone else's photo is and we don't want to name the image the wrong name).**

Be a good Winner

Be sure to send your images to maryphotcollage@aol.com and ellen.isaacman@goodadvertising.com for the web and newsletter respectively. This applies to both the slide and print of the month as well as all category winners. Send your stuff.

Photography Competition

September Photos of the Month

Assigned Subjects for 2007*

Nature (16)

"Smoky Mountain Trillium"
Barry Siegel – 27 Points

October

Country Lane

November

Photo for a Holiday Card

Color Open Print (8)

"Making Art at 40 Stories"
Jim Nazzaro– 27 Points (POM)

*Only images shot after February 2007 are eligible.

Color Scenic Print (6)

"First Light"
Blair Ball – 24 Points

B&W Print (2)

"Off The Beaten Path"
Beverly Hammond – 24 Points

Portrait (8)

"Beauty And Grace"
Beverly Hammond – 27 Points

Candid People (7)

"Clowning Around"
Steve Copen – 27 Points

Creative (8)

"Angie's Heron"
Barry Siegel – 24 Points



"Making Art at 40 Stories"
Jim Nazzaro– 27 Points (POM)

Special thanks to these Judges:

Bruce Johnson, Tom Richey, Ronnie Booze
and Ann Moore.

There were no slides and the number of photographs entered this month... 55 photographs!

A new addition (number of entries)
Please look at the titles of the categories, in parenthesis, is the number of entries in that category.




"Silver and Gold"
Ann Moore – 27 Points

Additional Winners



"Clowning Around"
Steve Copen – 27 Points



"Sugar and Spice"
Mary Stubbs – 26 Points



"Beauty And Grace"
Beverly Hammond – 27 Points




"Smoky Mountain Trillium"
Barry Siegel – 27 Points

Additional Winners



“Lotus”
Patty MacLaughlin – 25 points




“Oh...Yumm...Snake for Dinner”
Joe Sullivan – 25 Points

September and October Birthdays

Tom Furlotte	09/01	Frank Collins	09/23
Frank Gibson	09/02	Paul Fultz	09/23
Brenda Bryant	09/02	Eli Colier	09/24
Glenn Fuqua	09/02	Steve Copen	10/03
David Haggard	09/03	Shyamala Nagaraja	10/07
Quinn Strother	09/03	Gale Reeves	10/14
Blair Ball	09/07	Charlotte Zortman	10/17
Mike Osborn	09/11	Tripp Avera	10/22
Doug Behm	09/18		
Christine Burkett	09/18	Happy birthday to you all!	
Rachel Smith	09/19		



“Angie’s Heron”
Barry Siegel – 24 Points



“First Flight First Swim”
Blair Ball – 25 Points

Additional Winners



"Interpretation of Graffiti"
Patti Possel – 24 Points



"Passing on the inside"
Blair Ball – 24 Points



"Crackle"
Ann Moore – 24 Points



"US Open"
Jim Nazzaro – 25 Points



"First time in the Ocean"
Beverly Hammond – 25 Points

Additional Winners



"First Light"
Blair Ball – 24 Points



"Gray Heron taking Flight"
Patty MacLaughlin – 24 points



"The discovery of Fire"
Joe Sullivan – 24 Points



"My Usual Hang Out"
Mary Stubbs – 24 Points



"Chef's Table"
Joe Sullivan – 24 Points