

# DEVELOPMENTS



Memphis  
Camera  
Club

May 2006 · [www.memphiscameraclub.org](http://www.memphiscameraclub.org)

## MCC OFFICERS

### President

Bob Laster  
(901) 761-4058  
[bobresrad@yahoo.com](mailto:bobresrad@yahoo.com)

### Vice President

Barry Siegel  
(901) 755-2474  
[Bearmann@aol.com](mailto:Bearmann@aol.com)

### Treasurer

Ronnie Booze  
(901) 789-9022  
[rbooze@ix.netcom.com](mailto:rbooze@ix.netcom.com)

### Secretary

Angie Menne  
(901) 757-4776  
[mennea@prodigy.net](mailto:mennea@prodigy.net)

### Director

Tom Richey  
(901) 794-4225  
[tarichey@hotmail.com](mailto:tarichey@hotmail.com)

### Director

Brenda Silberman  
(901) 754-5286  
[unsouthernbelle@aol.com](mailto:unsouthernbelle@aol.com)

### Competition Chairman

Dale Cox  
(901) 757-0402  
[dale.cox@goodadvertising.com](mailto:dale.cox@goodadvertising.com)

### Newsletter Designer

Ellen Cox  
[ellen.isaacman@goodadvertising.com](mailto:ellen.isaacman@goodadvertising.com)

### Website Designer

Mary Stubbs  
[Maryphotocollage@aol.com](mailto:Maryphotocollage@aol.com)

MCC meets Twice a Month  
1st Thursday: Competition  
3rd Thursday: Program & Business  
In the Longinotti Auditorium  
behind St. Francis Hospital ER  
West of Park & Ridgeway  
At 7:00 PM

## Club Notes:

Field trips galore and summer trips just ahead, so remember to take your camera, try new techniques, different perspectives, different films or different ISO's if you are a digital shooter. Know the rules of photography, then break them, break the break and see if you like it. This may mean out-of-focus is ok or that grain or noise is ok as a part of the image. In this version of Club Notes Lite, I have included a number of tips and "rules" that may help you or provide a focal point of something to break. Have fun and bring back your creations to share with everyone.

### TIPS:

- Sunny 16 Rule:** The basic exposure for an average scene taken on a bright sunny day is f16 at a shutter speed equivalent to one over the ISO setting—that is f16 at 1/100. From this point you interpolate and try f22 at the beach and f11 on a cloudy, bright day, etc
- Moony 11, 8, and 5.6 Rules:** There are many different rules that work well when shooting the moon. One favorite for a proper exposure of a full moon is f11 at one over the ISO setting, For pictures of a half moon, use the same shutter speed at f8, and for a quarter moon, use the same shutter speed at f5.6
- Camera Shake Rule:** The slowest shutter speed at which you can safely hand-hold a camera is one over the focal length of the lens in use. As shutter speeds get slower, camera shake is likely to result to result is an increasing loss of sharpness. So if you are using a 50mm, shoot at 1/60 sec or faster. Not enough light? Use a flash, tripod, brace your camera against a solid object or use image stabilization lenses.
- Anatomical Gray Card:** Metering off an 18% neutral gray card is a good way to get a mid-tone reading that will give you a good overall exposure of a scene. Forgot your gray card? Hold your open hand up so it's facing the light, take a reading off your palm, open up one stop and shoot. (various skin tones rarely account for even a full stop difference)
- Depth of Field Rules:** When focusing on a deep subject, focus on a point about a third of the way into the picture to maintain depth of field, because the depth-of-field zone behind that point is about twice as deep depth-of-field zone in front of it. This works for all apertures and focal lengths, but the smaller the aperture and the shorter the focal length and the greater distance you shoot at, the greater the depth of field.
- Largest Digital Print Rule:** To calculate in inches the largest photo-quality print you can make with a digital camera, divide the vertical and horizontal pixel counts (see your manual) by 200. For critical applications, or if you want exhibition-quality prints, divide the pixel counts by 250.
- Exposure Rules:** The classic advice is, "Expose for the highlights and let the shadows take care of themselves." This works with slide film and digital. But with negative film, especially color negative, you are better off overexposing by one stop.
- Quick Flash-Fill Rule:** When using an automatic flash unit that does not provide auto flash-fill ratios, set the flash's ISO dial to twice the ISO you are using. Meter the scene, select an f-stop, set the auto-flash aperture to the same f-stop and shoot. The resulting 2:1 flash-fill ratio will produce filled shadows one stop darker than the main subject.


Continued next page

## PROGRAMS FOR 2006

**May:** The Outdoor Portrait, Carl Nilson. An outdoor portrait workshop will follow that weekend at Shelby Farms

**Second Thursday:**  
Digital Photography Class

**Fourth Thursday:**  
Enthusiastic Photographer Class by Carl and Tom



### Appeal for Articles:

Send an article if you have an experience in any phase of photography or a photo-related hobby. Do you think photography is an art or not? Do you "take" or "make" a photograph? Have you seen or talked with Elvis recently? Write about it and send it to bobresrad@yahoo.com

### Club Notes continued...

9. **Flash Range Rule:** Want to know how much extra flash range you get by going to faster ISO? The rule is "Double the distance, four times the speed." For example: If your flash is good to 20 feet at ISO 100 (film or digital), it will be good to 40 feet at ISO 400.
10. **Action Stopping Rules:** To stop action moving across the frame that's perpendicular to the lens axis, you need shutter speeds two stops faster than the action moving either toward or away from you. For action moving at a 45-degree angle to the lens axis, you can use a shutter speed one stop slower. For example, if a person is running toward you at a moderate speed can be stopped at 1/125 sec, you'll need a shutter speed of 1/500 sec to stop the subject moving across the frame and a shutter speed of 1/250 sec to stop him if moving obliquely with respect to the camera.

These are a few suggestions on a long list. If you have better ideas or think some of these should be corrected send your ideas to bobresrad@yahoo.com. Try them, improve them, break them with one exception. The primary rule of photography is to always have your camera with you and ready to shoot.

### Thank you Carl!

—Beverly Hammond

Recently, I was asked to come to the Lewis Senior center and teach a class on "Point and Shoot" digital photography. It was enormously rewarding for me and I hope for them also. I had 10 to 12 extremely enthusiastic students for 3 sessions.

We discussed composition, leading lines, rule of thirds, center of interest, and many other important photo criteria pertinent to their type of photography. I took examples of each subject.

The second session, I set up two still life scenarios. Each one took several shots and were encouraged to change them up to suit themselves. Everyone's work was downloaded to a program and each picked a favorite shot. The program coordinator Wendy Clark, printed a Black and White image on ink jet Art Paper for hand tinting on our next session.

The last class I took pastel chalks and turned everyone into artist. WHAT FUN! A few instructions and everyone dove right in and seemed to have a ball. All were extremely proud of their handiwork and planned to have them matted and framed to hang in their homes.



Lewis Senior center with Beverly Hammond

My point of this article is to share with you something I learned early on; and that was from Carl Nilson many years ago. He said "I will never charge you what I know about photography. All

I want you to do is share what you have learned with others." I am proudly trying to do that. The personal rewards are MONUMENTAL.

### Field trip photo opportunities!!!

**May 21st - 28th Memphis, TN** - FedEx St. Jude's Golf Tournament. [www.hushyall.com](http://www.hushyall.com) 901-748-0534.

**May 24th - 27th Adamsville, TN** - 18th Annual Buford Pusser Festival. [www.sheriffbufordpusser.com](http://www.sheriffbufordpusser.com) 731-632-1401.

**June 1st - 4th Tunica** Air Races.

**June 1st - 3rd Memphis** Italian Festival. [www.memphisitalianfestival.com](http://www.memphisitalianfestival.com). 901-767-6949 ext 7734.

**June 8th - 11th Nashville, TN** - Country Music Awards Festival. [www.emafest.com](http://www.emafest.com). 800-CMA-FEST.

**June 16th - 18th Memphis** - Juneteenth Freedom Festival, blues, hip-hop, jazz, carnival. [www.juneteenthmephis.org](http://www.juneteenthmephis.org). 901-385-4943.

**June 17th Bell Buckle, TN** - Moon Pie Festival. [www.bellbucklechamber.com](http://www.bellbucklechamber.com) 931-389-9663.

**June 17th Nashville, TN** - Jefferson Street Jazz & Blues Festival. [www.jumptojefferson.com](http://www.jumptojefferson.com). 615-726-5867.

# May Photos of the month



## Print Competition

### Nature

"Male Eastern Bluebird"  
Bruce Johnson – 26 Points

### Color Open Print

"Wheels"  
Paul Fultz – 23

### Color Scenic Print

"Old Road to the Meadow"  
John Stitt – 26 Points



"Shelby"

Sam Lacastro – 27 Points POM



"Mountain Stream "

Bob Laster – 24 Points (SOM)



### B&W Print

"Guardian"  
Mary Stubbs – 24 Points

### Portrait Print

"Shelby"  
Sam Lacastro – 27 Points POM

### Candid People

"Heidi"  
Barney Street – 22 Points



"Old Road to the Meadow"

John Stitt – 26 Points



"Fishing Boats Monterey"

Jim Adams – 22 Points

## Creative/Manipulated Print

"Fishing Boats Monterey "  
Jim Adams – 24 Points

### Assigned Category

"Indoors Looking Out"  
Jim Adams – 25 Points


## Slide Competition

### Open Slide

"Terra Cotta Frise"  
Tom Richey – 20 Points


### Nature Slide

"Blue Bonnet"  
Bob Laster – 22 Points



"Indoors Looking Out"

Jim Adams – 25 Points



## Scenic or Landscape Slide

### "Mountain Stream"

Bob Laster – 24 Points (SOM)

## Special thanks to these Judges:

Beverly Hammond, Carl Neilson, Shilesh Jani and Sam Lacastro

## Be a good Winner

Be sure to send your images to [maryphotcollage@aol.com](mailto:maryphotcollage@aol.com) and [ellen.isaacman@goodadvertising.com](mailto:ellen.isaacman@goodadvertising.com) for the web and newsletter respectively. This applies to both the slide and print of the month as well as all category winners. Send your stuff.

## ASSIGNED CATEGORIES FOR 2006

June: Still Life ( no flowers as main subject)

July: Bridge (don't get arrested)

Sept: Single Tree

Nov: Most effective use of color

Bonus category in Nov worth 200 points in year-end competition and special recognition in Jan; Topic: Awe-Inspiring Image- the reviewer must say WOW in every way.

### Check Our Website. It's Great! [www.memphiscameraclub.org](http://www.memphiscameraclub.org)

There is also additional information about dates of photo related events in the MidSouth, field trips, etc at the website.

### Architectural Exhibit: Angles and Curves:

The MCC exhibit at the AIA offices at 3rd and Madison. 9/1/06 to 9/29/06. Opening reception 9/1. Submissions 7/20/06. Collect and hang 8/17/06. Black Metal Frame with size 16 x20" or 20 x 24" with picture and matt to fit. Matt needs to be white. This will be a very professional, uniform, elegant presentation. Start looking for images. Architectural detail both inside and out are considered the main subject and goal. The location should be in Memphis and the immediate area.

## “ QUOTE OF THE MONTH ”

“Photography is still a very new medium and everything must be tried and dare... photography has no rules. It is not a sport. It is the results which count, no matter how it is achieved.”— Bill Brandt

### May Birthdays

Fred Kesselman	5/02
Tony Menne	5/05
James Allen	5/10
Beverly Hammond	5/21
Pam Johnson	5/24
Ronnie Booze	5/26
William Hunter	5/29
Jimmie Knight	5/30

